

## POP-UP

DESIGN MICHELE MANTOVANI  
2024



Struttura in legno multistrato di pioppo rivestita in poliuretano espanso a quote differenziate.  
Imbottitura sedute in poliuretano espanso a quote differenziate T 40 EM, PF 30 C.  
Basamento in alluminio disponibile nelle finiture Antracite e Bronzo.  
Completano la collezione due mobiletti contenitore, disponibili nella finitura noce canaletto/bronzo.

**Completamente smontabile.**

**Completamente sfoderabile sia in tessuto che in pelle.**

Multilayer poplar wood structure covered in polyurethane foam in different space weights.

Seat padding in polyurethane foam in different space weights T 40 EM, PF 30 C.

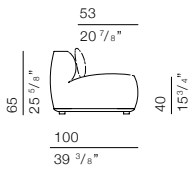
Alu-base available in Anthracite or Bronze finishes.

A cabinet and a box case complete the collection, available in Canaletto walnut/bronze finish.

**It can be totally disassembled.**

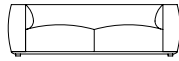
**Totally removable cover in fabric and in leather.**

**POP-UP**  
DESIGN MICHELE MANTOVANI  
2024



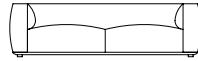
larghezza bracciolo 18 cm  
armrest width 7 1/8"

**POP000**  
sofa 210x100



210  
82 5/8"

**POP001**  
sofa 230x100



230  
90 1/2"

**POP002**  
sofa 250x100



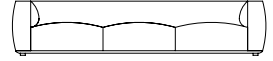
250  
98 3/8"

**POP003**  
sofa 270x100



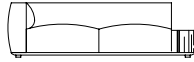
270  
106 1/4"

**POP004**  
sofa 297x100



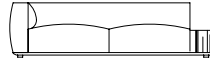
297  
116 7/8"

**POP040**  
sofa 220 with 1 armrest and 1 cabinet 28



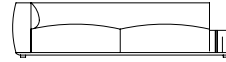
220  
86 5/8"

**POP041**  
sofa 240 with 1 armrest and 1 cabinet 28



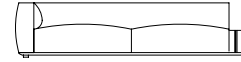
240  
94 1/2"

**POP042**  
sofa 260 with 1 armrest and 1 cabinet 28



260  
102 3/8"

**POP043**  
sofa 280 with 1 armrest and 1 cabinet 28



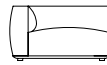
280  
110 1/4"

**POP005**  
end element 105x100



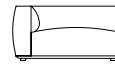
105  
41 3/8"

**POP006**  
end element 115x100



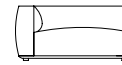
115  
45 1/4"

**POP007**  
end element 125x100



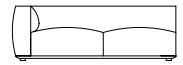
125  
49 1/4"

**POP008**  
end element 135x100



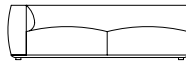
135  
52 7/8"

**POP009**  
end element 192x100



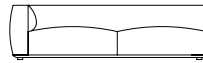
192  
75 5/8"

**POP010**  
end element 212x100



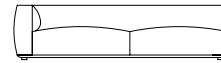
212  
83 1/2"

**POP011**  
end element 232x100



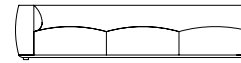
232  
91 3/8"

**POP012**  
end element 252x100



252  
99 1/4"

**POP013**  
end element 279x100



279  
109 7/8"

**POP014**  
central element 87x100



87  
34 1/4"

**POP015**  
central element 97x100



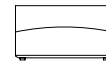
97  
38 1/4"

**POP016**  
central element 107x100



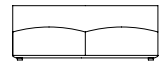
107  
42 1/8"

**POP017**  
central element 117x100



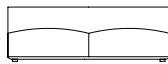
117  
46 1/8"

**POP018**  
central element 174x100



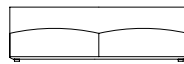
174  
68 1/2"

**POP019**  
central element 194x100



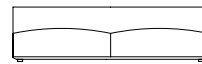
194  
76 3/8"

**POP020**  
central element 214x100



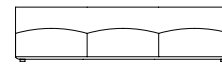
214  
84 1/4"

**POP021**  
central element 234x100



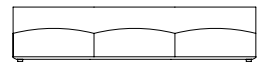
234  
92 1/8"

**POP022**  
central element 261x100



261  
102 3/4"

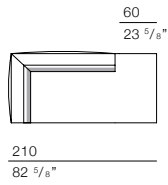
**POP023**  
central element 291x100



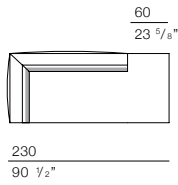
291  
114 5/8"

**POP-UP**  
DESIGN MICHELE MANTOVANI  
2024

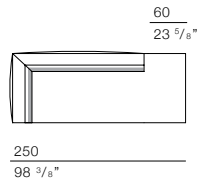
**POP024**  
end element 210 with pouff



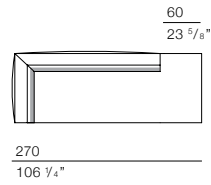
**POP025**  
end element 230 with pouff



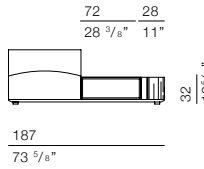
**POP026**  
end element 250 with pouff



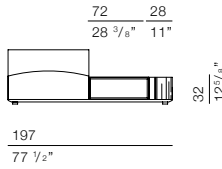
**POP027**  
end element 270 with pouff



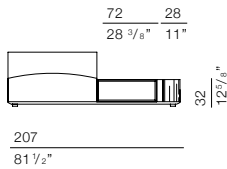
**POP028**  
central unit 187 with  
box-case 72 + cabinet 28



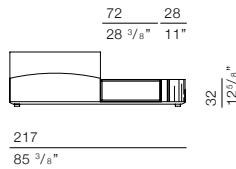
**POP029**  
central unit 197 with  
box-case 72 + cabinet 28



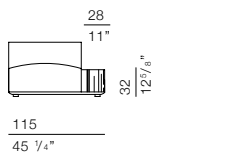
**POP030**  
central unit 207 with  
box-case 72 + cabinet 28



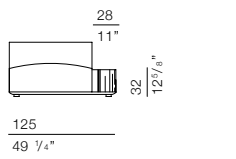
**POP031**  
central unit 217 with  
box-case 72 + cabinet 28



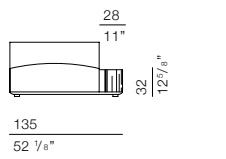
**POP032**  
end element 115 with cabinet 28



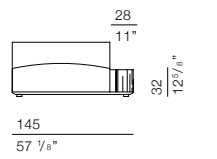
**POP033**  
end element 125 with cabinet 28



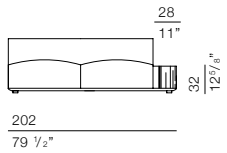
**POP034**  
end element 135 with cabinet 28



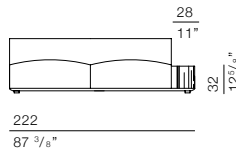
**POP035**  
end element 145 with cabinet 28



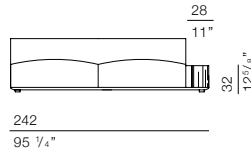
**POP036**  
end element 202 with  
cabinet 28



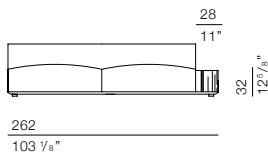
**POP037**  
end element 222 with  
cabinet 28



**POP038**  
end element 242 with  
cabinet 28

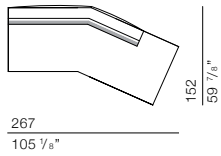


**POP039**  
end element 262 with  
cabinet 28

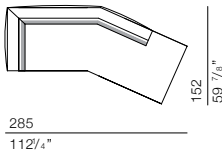


**POP-UP**  
DESIGN MICHELE MANTOVANI  
2024

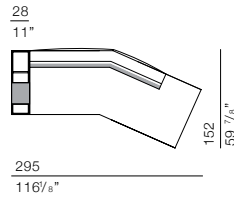
**POP044**  
irregular central unit with pouff  
cm 267x152D



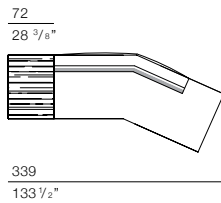
**POP045**  
irregular end element with  
pouff cm 285x152D



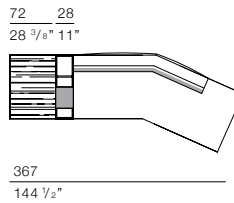
**POP046**  
irregular element with pouff  
and cabinet cm 295x152D



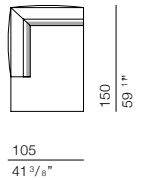
**POP047**  
irregular element with pouff  
and box-case cm 339x152D



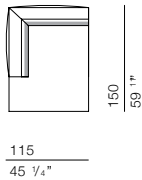
**POP048**  
irregular element with pouff  
+ cabinet and box-case cm  
367x152D



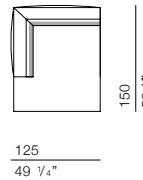
**POP049**  
chaise longue 105x150



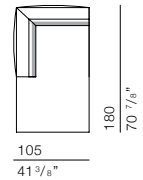
**POP050**  
chaise longue 115x150



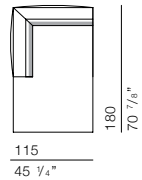
**POP051**  
chaise longue 125x150



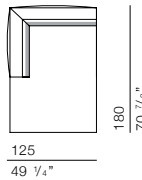
**POP052**  
chaise longue 105x180



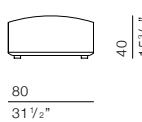
**POP053**  
chaise longue 115x180



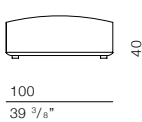
**POP054**  
chaise longue 125x180



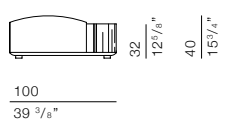
**POP055**  
ottoman 80x80



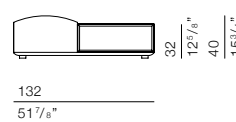
**POP056**  
ottoman 100x100



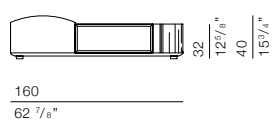
**POP057**  
ottoman 100x100 with  
cabinet 28



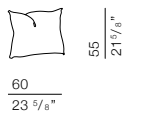
**POP058**  
ottoman 132x100 with  
box cabinet 72



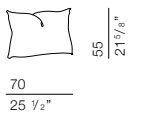
**POP059**  
ottoman 160x100 with box-case  
72+cabinet 28



**POPC60**  
cushion 60

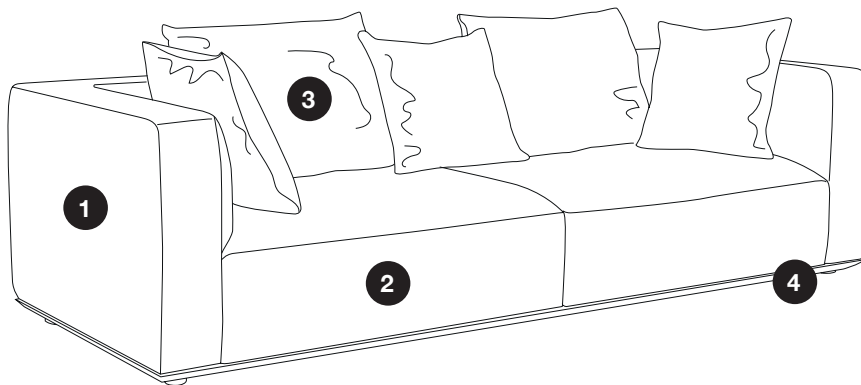


**POPC70**  
cushion 70



## POP-UP

DESIGN MICHELE AMNTOVANI  
2024



### MATERIALI IMPIEGATI

1 STRUTTURA  
Legno, rivestita in  
poliuretano espanso  
2 SEDUTA  
Poliuretano espanso  
T40EM, PF30C  
3 SCHIENALE  
Piuma

### FINITURE

4 BASAMENTO  
Alluminio finitura antracite  
Alluminio finitura bronzo

### USED MATERIALS

1 STRUCTURE  
Wood, covered with polyurethane foam  
2 SEAT  
T40EM, PF30C polyurethane foam  
3 BACKREST  
Goose feather

### FINISHES

4 BASE  
Aluminium anthracite finish  
Aluminium bronze finish

#### **MANUTENZIONE ORDINARIA DI UN DIVANO RIVESTITO IN TESSUTO**

- I rivestimenti possono presentare variazioni di tonalità da una partita all'altra.
- Evitare l'esposizione del prodotto alla luce solare diretta, soprattutto se questa è filtrata da vetrata.
- Tutti i rivestimenti sfoderabili richiedono periodicamente il ripristino delle tensioni iniziali regolando le parti velcrate.
- Per i rivestimenti sfoderabili, attenersi scrupolosamente alle modalità di lavaggio riportate sul cartoncino posto sul prodotto.

#### **MANUTENZIONE ORDINARIA DI UN DIVANO RIVESTITO IN PELLE**

- Evitare l'esposizione del prodotto alla luce solare diretta, soprattutto se questa è filtrata da vetrata.
- Evitare di posizionare il prodotto in prossimità di fonti di calore dirette quali camini, stufe, termosifoni.
- Per liberare i pori della pelle dalla polvere che si deposita, utilizzare un panno umido ben strizzato da usare con delicatezza. Ciò vale soprattutto per le tipologie "Naturale", che non sono trattate con alcun prodotto coprente, pertanto sono più delicate .
- Per la pulizia ordinaria delle pelli tipo "Nabuk" si può ricorrere a prodotti specifici in commercio, seguendo le istruzioni date dal produttore.
- In caso di macchie accidentali suggeriamo di tamponare immediatamente con carta assorbente sempre evitando di strofinare, ma limitandosi ad asciugare il liquido. La buona riuscita dell'operazione dipende in gran parte dalla tempestività dell'intervento oltre che dall'origine della macchia.
- Non usare mai alcool o solventi, che danneggerebbero definitivamente i rivestimenti.

#### **ROUTINE MAINTENANCE OF A SOFA WITH FABRIC COVERS**

- The covers may vary in nuances from one batch to another.
- Avoid exposing the product to direct sunlight, particularly if it is filtered through glass.
- All removable covers regularly require the initial tautness to be restored, adjusting the parts with velcro.
- For all removable covers, please follow the washing instructions on the tag stitched on the product.

#### **ROUTINE MAINTENANCE OF A SOFA UPHOLSTERED IN LEATHER**

- Avoid exposing the product to direct sunlight, particularly if it is filtered through glass.
- Do not position the product near sources of direct heat such as fireplaces, stoves or radiators.
- To free the pores of the leather from the dust that has collected, use with care a wet cloth that has been wrung out. This applies above all to the "Naturale" types which are not treated and therefore more delicate.
- For routine cleaning of the "Nabuk" leather use can be made of specific products available on the market, following the manufacturer's instructions.
- In the event of accidental staining we recommend blotting the stain immediately with absorbent paper, never rubbing but instead only drying the liquid. The success of the operation mostly depends on prompt action and the origin of the stain.
- Never use alcohol or solvents which alter permanently the upholstery.