

MR PRESIDENT

DESIGN ADRIANO CASTIGLIONI
2024



Struttura in legno rivestita in poliuretano espanso e vellutino accoppiato. Molleggio a cinghia elastica intrecciata.

Imbottitura seduta in piuma d'oca trapuntata con inserto in poliuretano espanso D35M e D40M. Schienali in piuma d'oca con inserto in poliuretano espanso D35SOFF.

Staffe in metallo verniciato nero opaco.

Completano la collezione un tavolino server ed un tavolino contenitore, in legno laccato nero con piano lucidato rovere naturale.

Possibilità di personalizzare il piano su richiesta.

Rivestimento sfoderabile sia in tessuto che in pelle.

Wooden frame padded in polyurethane foam with light double velvet cover.

Woven seat belts. Seat upholstery in quilted goose-feather with D35M and D40M polyurethane foam core, back upholstery in goose-feather with D35SOFF polyurethane foam core.

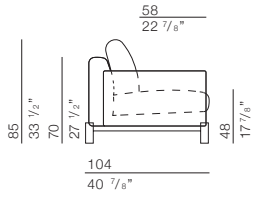
Metal feet in matt black.

As option an arm tray and a small storage cabinet in wood, black lacquered with natural oak top.

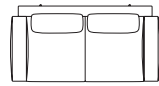
Top can be customized on request.

Removable cover both in leather and in fabric.

MR PRESIDENT
DESIGN ADRIANO CASTIGLIONI
2024

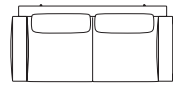


PRES01
sofa 210 with armrest 20cm



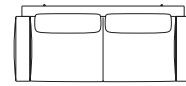
210
85 5/8"

PRES02
sofa 230 with armrest 20cm



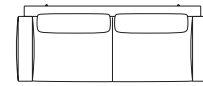
230
90 1/2"

PRES03
sofa 250 with armrest 20cm



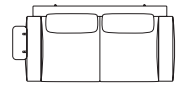
250
98 3/8"

PRES04
sofa 270 with armrest 20cm



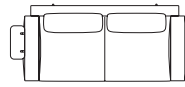
270
106 1/4"

PRES05
sofa 210 with arm tray 20 (230)



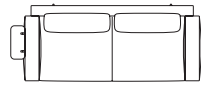
230
90 1/2"

PRES06
sofa 230 with arm tray 20 (250)



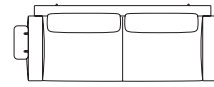
250
98 3/8"

PRES07
sofa 250 with arm tray 20 (270)



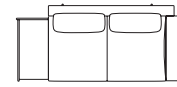
270
106 1/4"

PRES08
sofa 270 with arm tray 20 (290)



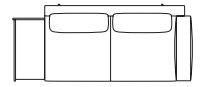
290
114 7/8"

PRES09
sofa 235 with storage cabinet



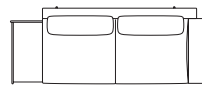
235
92 1/2"

PRES10
sofa 255 with storage cabinet



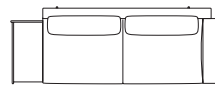
255
100 3/8"

PRES11
sofa 275 with storage cabinet



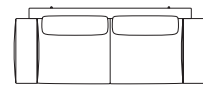
275
108 1/4"

PRES12
sofa 295 with storage cabinet



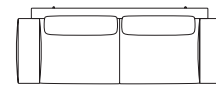
295
116 5/8"

PRES13
sofa 270 arm 30



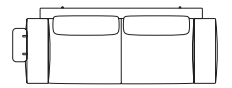
270
106 1/4"

PRES14
sofa 290 arm 30



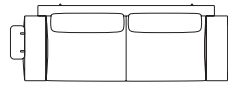
290
114 7/8"

PRES15
sofa 270 arm 30 with arm tray (290)



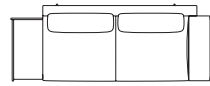
290
114 7/8"

PRES16
sofa 290 arm 30 with arm tray (310)



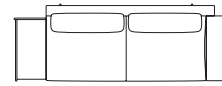
310
122 7/8"

PRES17
sofa 285 arm 30 with storage cabinet



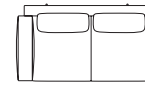
285
112 1/4"

PRES18
sofa 305 arm 30 with storage cabinet



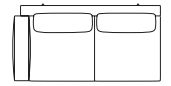
305
120 1/8"

PRES19
end element 190 arm 20



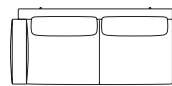
190
74 3/4"

PRES20
end element 210 arm 20



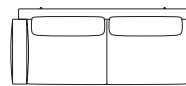
210
82 5/8"

PRES21
end element 230 arm 20



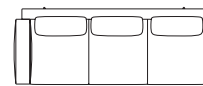
230
90 1/2"

PRES22
end element 250 arm 20



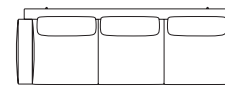
250
98 3/8"

PRES23
end element 275 arm 20



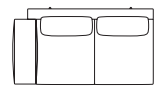
275
108 1/4"

PRES24
end element 305 arm 20



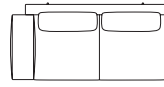
305
120 1/8"

PRES25
end element 200 arm 30



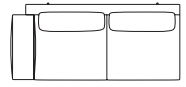
200
78 3/4"

PRES26
end element 220 arm 30



220
86 5/8"

PRES27
end element 240 arm 30



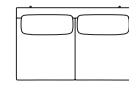
240
94 1/2"

PRES28
end element 260 arm 30



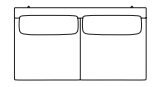
260
102 3/8"

PRES29
central element 170



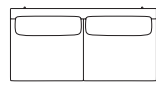
170
66 7/8"

PRES30
central element 190



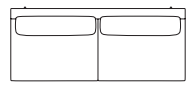
190
74 3/4"

PRES31
central element 210



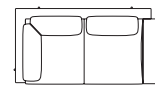
210
82 5/8"

PRES32
central element 230



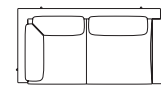
230
90 1/2"

PRES33
squared element 210 with armrest 20



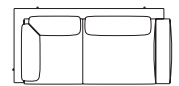
210
82 5/8"

PRES34
squared element 220 with armrest 20



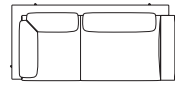
220
86 5/8"

PRES35
squared element 230 with armrest 20



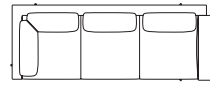
230
90 1/2"

PRES36
squared element 240 with armrest 20



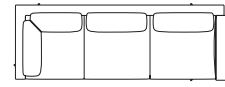
240
94 1/2"

PRES37
squared element 295 with armrest 20



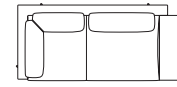
295
116 5/8"

PRES38
squared element 315 with armrest 20



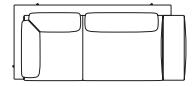
315
124"

PRES39
squared element 240 with armrest 30



240
94 1/2"

PRES40
squared element 250 with armrest 30

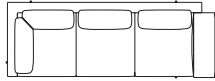


250
98 3/8"

Bodema si riserva il diritto di apportare, senza preavviso, modifiche nei materiali, nelle finiture e nei disegni dei prodotti. — Bodema reserves itself the right to make changes in terms of choice of the raw materials, the finishings and the renew of the design of the models without notice.

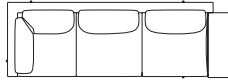
MR PRESIDENT
DESIGN ADRIANO CASTIGLIONI
2024

PRES41
squared element 305
with armrest 30



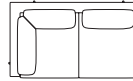
305
120 7/8"

PRES42
squared element 325
with armrest 30



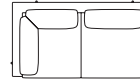
325
127

PRES43
squared element 190



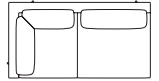
190
74 3/4"

PRES44
squared element 200



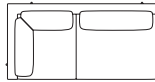
200
78 3/4"

PRES45
squared element 210



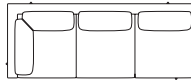
210
82 5/8"

PRES46
squared element 220



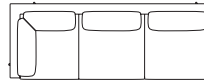
220
86 5/8"

PRES47
squared element 275



275
108 1/4"

PRES48
squared element 295



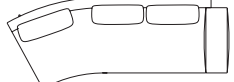
295
116 5/8"

PRES49
round element 300
with armrest 20



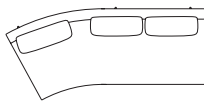
300
118 5/8"

PRES50
round element 310
with armrest 30



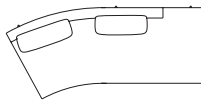
310
122 1/8"

PRES51
round element 280



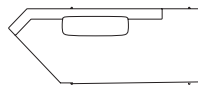
280
110 1/4"

PRES52
round element 280
with ottoman



280
110 1/4"

PRES53
slanting end element 280
with ottoman



280
110 1/4"

PRES54
round end element 200
with arm 20



200
78 3/4"

PRES55
round end element 210
with arm 30



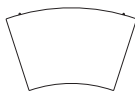
210
82 5/8"

PRES56
round central element 180



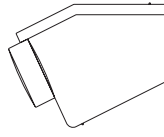
180
70 7/8"

PRES57
round ottoman 180



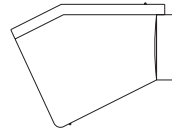
180
70 7/8"

PRES58
irregular element 224
with arm long side



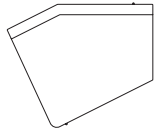
224
88 1/4"

PRES59
irregular element 235
with arm short side



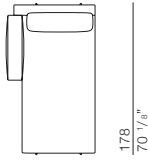
235
92 1/2"

PRES60
irregular central element 205



205
80 3/4"

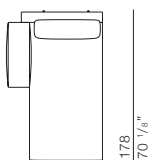
PRES61
chaise longue 125x178



125
49 1/4"

178
70 1/8"

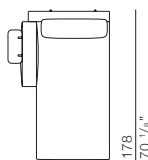
PRES62
chaise longue 135x178 arm 30



135
53 1/8"

178
70 1/8"

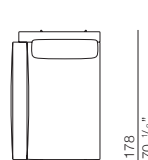
PRES63
chaise longue 125
with arm tray (145)x178



145
57 1/8"

178
70 1/8"

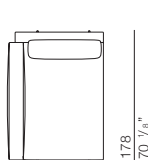
PRES64
dormeuse 125x178
with long arm



125
49 1/4"

178
70 1/8"

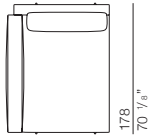
PRES65
dormeuse 135x178
with long arm



135
53 1/8"

178
70 1/8"

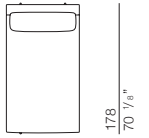
PRES66
dormeuse 145x178
with long arm



145
57 1/8"

178
70 1/8"

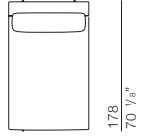
PRES67
dormeuse 105x178



105
41 3/8"

178
70 1/8"

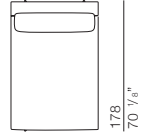
PRES68
dormeuse 115x178



115
45 1/4"

178
70 1/8"

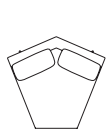
PRES69
dormeuse 125x178



125
49 1/4"

178
70 1/8"

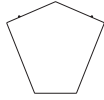
PRES70
pentagonal element 137



137
53 7/8"

MR PRESIDENT
DESIGN ADRIANO CASTIGLIONI
2024

PRES71
pentagonal ottoman 137



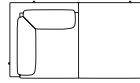
137
53 ⁷/₈"

PRES72
squared element 190
with ottoman



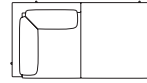
190
74 ³/₄"

PRES73
squared element 200
with ottoman



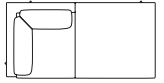
200
78 ³/₄"

PRES74
squared element 210
with ottoman



210
82 ⁵/₈"

PRES75
squared element 220
with ottoman



210
82 ⁵/₈"

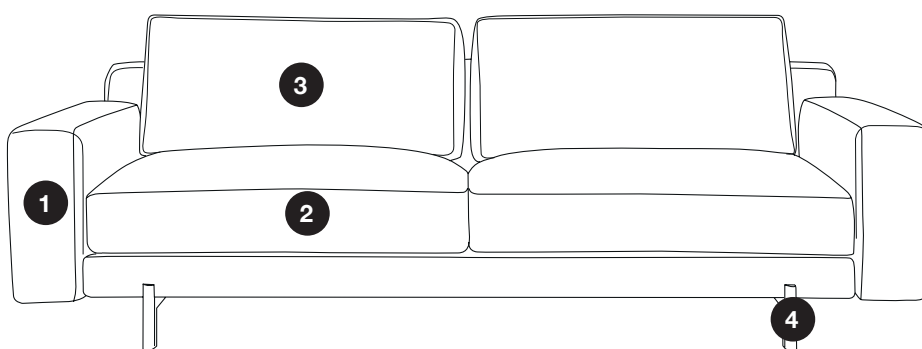
PRES76
ottoman 104x102



102
40 ⁷/₈"

MR PRESIDENT

DESIGN ADRIANO CASTIGLIONI
2024



MATERIALI IMPIEGATI

1 STRUTTURA

Legno, rivestita in poliuretano espanso

2 SEDUTA

Poliuretano espanso D35M+D40M

Piuma d'oca

3 SCHIENALE

Poliuretano espanso D35 Soff

Piuma d'oca

FINITURE

4 STAFFE

Metallo verniciato col nero opaco

USED MATERIALS

1 STRUCTURE

Wood, covered with polyuretane foam

2 SEAT

D35M+D40M polyuretane foam

Goose

3 BACHREST

D35 Soff polyuretane foam

Goose

FINISHES

1 FEET

Metal black matt painted

MANUTENZIONE ORDINARIA DI UN DIVANO RIVESTITO IN TESSUTO

- I rivestimenti possono presentare variazioni di tonalità da una partita all'altra.
- Evitare l'esposizione del prodotto alla luce solare diretta, soprattutto se questa è filtrata da vetrata.
- Tutti i rivestimenti sfoderabili richiedono periodicamente il ripristino delle tensioni iniziali regolando le parti velcrate.
- Per i rivestimenti sfoderabili, attenersi scrupolosamente alle modalità di lavaggio riportate sul cartoncino posto sul prodotto.

MANUTENZIONE ORDINARIA DI UN DIVANO RIVESTITO IN PELLE

- Evitare l'esposizione del prodotto alla luce solare diretta, soprattutto se questa è filtrata da vetrata.
- Evitare di posizionare il prodotto in prossimità di fonti di calore dirette quali camini, stufe, termosifoni.
- Per liberare i pori della pelle dalla polvere che si deposita, utilizzare un panno umido ben strizzato da usare con delicatezza. Ciò vale soprattutto per le tipologie "Naturale", che non sono trattate con alcun prodotto coprente, pertanto sono più delicate .
- Per la pulizia ordinaria delle pelli tipo "Nabuk" si può ricorrere a prodotti specifici in commercio, seguendo le istruzioni date dal produttore.
- In caso di macchie accidentali suggeriamo di tamponare immediatamente con carta assorbente sempre evitando di strofinare, ma limitandosi ad asciugare il liquido. La buona riuscita dell'operazione dipende in gran parte dalla tempestività dell'intervento oltre che dall'origine della macchia.
- Non usare mai alcool o solventi, che danneggerebbero definitivamente i rivestimenti.

ROUTINE MAINTENANCE OF A SOFA WITH FABRIC COVERS

- The covers may vary in nuances from one batch to another.
- Avoid exposing the product to direct sunlight, particularly if it is filtered through glass.
- All removable covers regularly require the initial tautness to be restored, adjusting the parts with velcro.
- For all removable covers, please follow the washing instructions on the tag stitched on the product.

ROUTINE MAINTENANCE OF A SOFA UPHOLSTERED IN LEATHER

- Avoid exposing the product to direct sunlight, particularly if it is filtered through glass.
- Do not position the product near sources of direct heat such as fireplaces, stoves or radiators.
- To free the pores of the leather from the dust that has collected, use with care a wet cloth that has been wrung out. This applies above all to the "Naturale" types which are not treated and therefore more delicate.
- For routine cleaning of the "Nabuk" leather use can be made of specific products available on the market, following the manufacturer's instructions.
- In the event of accidental staining we recommend blotting the stain immediately with absorbent paper, never rubbing but instead only drying the liquid. The success of the operation mostly depends on prompt action and the origin of the stain.
- Never use alcohol or solvents which alter permanently the upholstery.